



GROUPAMA EQUILIBRE



Monthly Fact sheet as of 30/12/2016

ISIN I C **FR0010013961**

Benchmark : 50% Barclays Capital Euro Aggregate closing 50% MSCI World closing Loc Crncy (net dividend reinvested)

INFORMATION ON THE FUNDS

KEY FIGURES

AUM in M. EUR :	734.32
NAV in M. EUR :	411.01
NAV per share as of 30/12/16 :	178.60
Reference currency :	EUR
Valuation frequency :	Daily

CHARACTERISTICS

AMF Category :	Balanced
Inception date :	16-01-01
Type of fund :	UCITS
Ticker Bloomberg :	GPEQUIL FP

INVESTMENT TERM :

Greater than 5 years

RISK ANALYZES (On 1 year)

	Fund	Benchmark
Volatility	7.28	6.59
Sharpe Ratio	0.91	0.87
Tracking Error (Ex-post)	3.23	-
Information Ratio	0.27	-

RETURNS EVOLUTION *

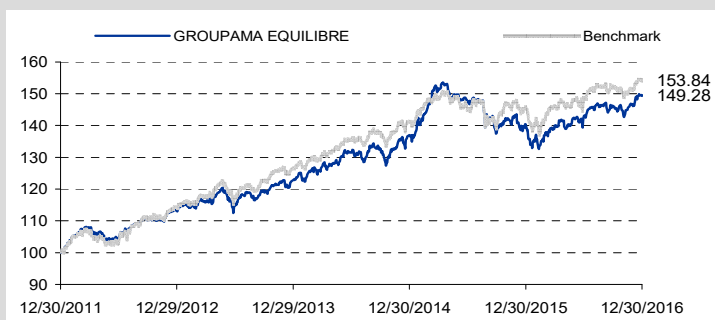
Annualised returns % (5 years)

Year	2015	2014	2013	2012	2011
Fund	2.64	11.07	8.83	12.99	-6.40
Benchmark	3.27	11.33	11.18	13.87	-2.63
Variation	-0.63	-0.25	-2.35	-0.89	-3.77

Cumulative returns in %

Period	1 month	YTD	1 year	3 years	5 years
	30-11-16	31-12-15	30-12-15	30-12-13	30-12-11
Fund	1.71	6.48	6.29	21.50	49.28
Benchmark	1.60	5.69	5.43	21.58	53.84
Variation	0.12	0.79	0.86	-0.07	-4.56

Returns 5 years (on a basis of 100)



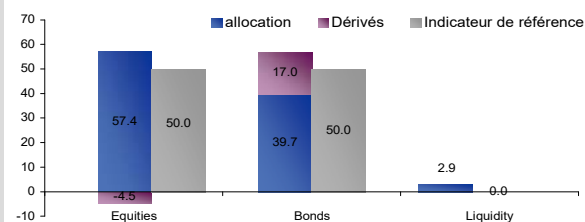
* Past performance does not guarantee future results.

PORTFOLIO ANALYSIS as of 30/12/2016

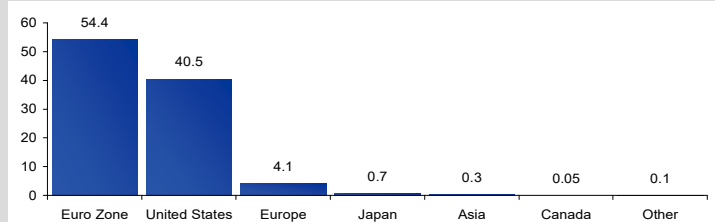
GROUPAMA EQUILIBRE

Benchmark

ASSET ALLOCATION (exposure in %)



GEOGRAPHICAL BREAKDOWN (in % of the asset)



MAIN FUNDS' RETURNS *

FUNDS	% of the asset	Returns YTD 31-12-15			Returns 1 month 30-11-16		
		Fund	Benchmark	Variation	Fund	Benchmark	Variation
• GROUPAMA OBLIG EURO	12.61%	3.33%	3.32%	0.01%	0.85%	0.55%	0.31%
• AMERI-GAN	7.39%	11.24%	14.55%	-3.32%	2.25%	2.51%	-0.26%
• G FUND - TOTAL RETURN ALL CAP EUROPE	7.33%	0.34%	2.58%	-2.23%	4.57%	5.84%	-1.27%
• GROUPAMA US EQUITIES	3.54%	11.16%	11.23%	-0.07%	1.93%	1.93%	0.00%
• GROUPAMA ETAT EURO	2.74%	2.91%	3.23%	-0.32%	0.62%	0.66%	-0.04%
• GROUPAMA ETAT EURO ISR	2.64%	-3.38%	-3.21%	-0.17%	0.64%	0.66%	-0.02%
• GROUPAMA JAPON STOCK	0.66%	6.09%	6.17%	-0.08%	1.56%	1.55%	0.01%
• GROUPAMA EONIA	0.59%	0.00%	-0.32%	0.33%	-0.01%	-0.03%	0.02%



Monthly Fact sheet as of 30/12/2016

ISIN I C **FR0010013961**

Benchmark : 50% Barclays Capital Euro Aggregate closing 50% MSCI World closing Loc Crncy (net dividend reinvested)

INFORMATION ON THE FUNDS

CONDITIONS OF MARKETING

Minimum initial subscription : No
 Following subscription : In ten thousandths of share
 Centralizer : GROUPAMA BANQUE
 Subscription conditions / repurchases : Every day before 11 am - NAV unknown - Payment D+3

FEES

Max subscription fees : 2.75%
 Max redemption fees : No
 Real management fees : 1.1 %

The detail of the fees covered by the fund is available in the funds' legal prospectus.

CONTACTS

ITALY- Groupama Asset Management SGR - Rome
 Alberico POTENZA - General Manager
 +39 06 80 66 02 61- apotenza@groupama-am.it
 Fabrizio SALVI
 +39 06 80.80.361- fsalvi@groupama-am.it

SPAIN - Portugal - ANDORRA - Groupama Asset Management - Madrid
 Iván DIEZ SAINZ - Country Manager
 +34 91 284 47 78 - idiezsainz@groupama-am.es
 Álvaro DE LINIERS - Institutional Business Development Iberia & Latam
 +34 91 284 47 78 - aliniers@groupama-am.es

LUXEMBOURG, BELGIUM - Groupama Asset Management - Paris
 Matthieu PAINTURAUD
 +33 1 44 56 77 72 - mpaintraud@groupama-am.com

SWITZERLAND- Groupama Asset Management
 Gaspard Theysset
 +33 1 44 56 66 65 - Gtheysset@groupama-am.com

Group relationship
 Corinne Foucoin
 +33 1 44 56 79 07 - cfoucoin@groupama-am.com
 Eric Mathieu
 +33 1 44 56 57 64 - emathieu@groupama-am.com
 Delphine Poupon
 +33 1 44 56 68 01 - dpoupon@groupama-am.com

LIMIT OF MODIFIED DURATION

Minimum	Maximum
0.00	8.00

Returns * history in % (5 years)

		January	February	March	April	May	June	July	August	September	October	November	December	Year
2016	Fund	-3.15	0.84	2.23	-0.21	1.96	-0.06	2.48	0.33	-0.14	-1.03	1.49	1.71	6.48
	Benchmark	-3.59	1.12	2.97	0.04	1.27	0.15	2.48	0.11	0.12	-1.20	0.63	1.60	5.69
2015	Fund	3.21	4.23	3.27	-0.39	-1.08	-1.62	0.68	-3.05	-4.26	3.01	1.15	-2.12	2.64
	Benchmark	2.10	3.03	0.46	0.22	-0.20	-2.90	2.10	-3.23	-2.84	5.68	0.61	-1.42	3.27
2014	Fund	0.22	2.64	0.52	0.48	2.03	0.84	-0.11	1.39	-0.49	-1.00	3.40	0.73	11.07
	Benchmark	0.39	2.27	0.49	0.96	1.92	0.75	0.39	1.18	-0.07	-0.64	3.23	-0.03	11.33
2013	Fund	1.51	-0.13	1.10	1.96	0.73	-3.37	2.68	-0.90	1.97	1.70	1.34	0.06	8.83
	Benchmark	1.81	-0.24	1.41	2.58	0.61	-2.96	2.40	-0.62	2.52	2.37	1.07	-0.16	11.18
2012	Fund	3.57	3.12	0.40	-0.56	-2.51	0.14	3.32	1.01	1.71	0.02	1.90	0.33	12.99
	Benchmark	3.05	2.94	-0.22	-0.68	-2.37	0.27	3.90	1.26	2.14	0.39	1.68	0.87	13.87

Historical modifications of the benchmark (5 years)

- 30/09/2011 - 01/07/2012 : 20% CAC All-Tradable Fecho J-1 20% JPM GBI Global Hedged Abert. J-1 40% EuroMTS 7-10 anos Abert. J-1 20% MSCI World Abert.. J-1
- 01/10/2011 - 01/07/2012 : 20% MSCI Euro closing (net dividend reinvested) d-1 20% JPM GBI Global Hedged closing d-1 40% EuroMTS 7-10 years closing d-1 + 20% MSCI World local currency closing (net dividend reinvested) d-1
- 02/07/2012 - 14/01/2015 : 20% MSCI Euro closing (net dividend reinvested) d-1 20% JPM GBI Global Hedged closing d-1 40% EuroMTS 7-10 years closing d-1 20% MSCI World local currency closing (dividend net reinvested) d-1
- Since the 15/01/2015 : 50% Barclays Capital Euro Aggregate closing d-1 50% MSCI World closing Loc Crncy (net dividend reinvested) d-1
- Since the 10/03/2016 : 50% Barclays Capital Euro Aggregate closing 50% MSCI World closing Loc Crncy (net dividend reinvested)

Groupama Asset Management revises all the external data received.

The information contained in this document is provided purely for information purposes. Please consult the sales teams at Groupama Asset Management and its subsidiaries for a personalised recommendation. Any unauthorised use or distribution of this document, either in whole or in part, by any means whatsoever, is prohibited. Groupama Asset Management and its subsidiaries cannot be held responsible in the event of any alteration, deletion or falsification of the information contained in this document. The information contained in this publication is based on sources which we consider to be reliable. However, we cannot guarantee that it will be totally precise, complete, valid or relevant. This non-contractual document by no means constitutes a recommendation, a request for a bid or a purchase, sale or arbitration offer and must under no circumstances be interpreted as such. All investors must consult the fund prospectus/regulations or key investor information document (KIID) prior to any investment.

These documents and the latest period document can be obtained from Groupama Asset Management upon request.