

Monthly Fact sheet as of 31/12/2013

ISIN C **FR0010013953**

Benchmark : 60% EONIA capitalized d-1 10% JPM GBI Global Hedged closing d-1 10% MSCI Euro closing (net dividend reinvested) d-1 20% EuroMTS 7-10 years closing d-1



INFORMATION ON THE FUNDS

KEY FIGURES

	Class C
NAV in M. EUR :	111,86
NAV per share as of 31/12/13 :	139,05
Reference currency :	EUR
Valuation frequency :	Daily

CHARACTERISTICS

AMF Category :	Balanced
Inception date :	16/1/2001
UCIT fund	
Ticker Bloomberg :	<i>GPRUDEN</i>

INVESTMENT TERM :

Greater than 2 years

RISK ANALYZES (On 1 year)

	Fund	Benchmark
Volatility	2,12	1,91
Sharpe Ratio	1,13	1,41
Tracking Error (Ex-post)	0,51	-
Information Ratio	-0,55	-

RETURNS EVOLUTION *

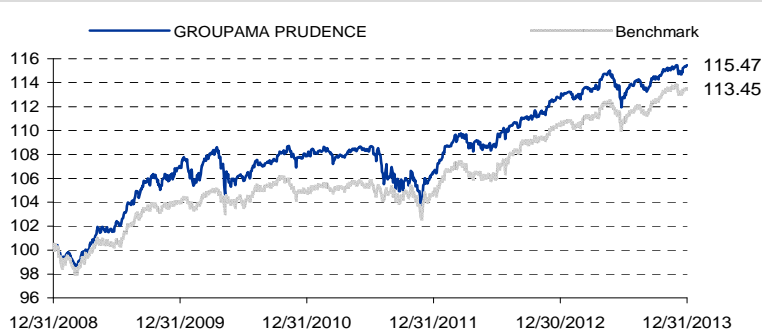
Annualised returns % (5 years)

Year	2012	2011	2010	2009	2008
Fund	5,77	-1,25	0,92	6,87	-2,82
Benchmark	5,37	-0,07	0,85	3,95	0,11
Variation	0,40	-1,18	0,08	2,92	-2,94

Cumulative returns in %

Period	1 month	YTD	1 year	3 years	5 years
	29/11/13	31/12/12	31/12/12	31/12/10	31/12/08
Fund	0,01	2,50	2,50	7,06	15,47
Benchmark	-0,28	2,78	2,78	8,23	13,45
Variation	0,29	-0,28	-0,28	-1,17	2,02

Returns 5 years (on a basis of 100)



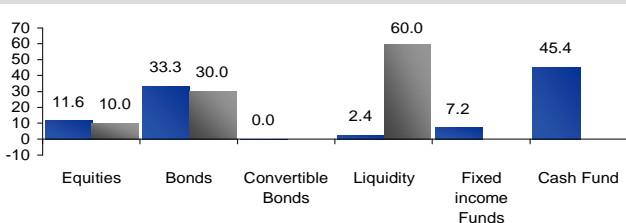
* Past performance does not guarantee future results.

PORTFOLIO ANALYSIS as of 31/12/2013

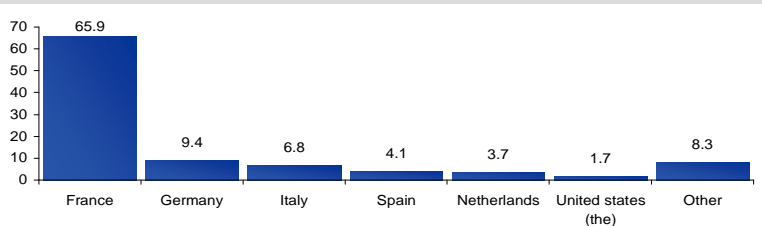
GROUPAMA PRUDENCE

Benchmark

ASSET ALLOCATION (in %)



GEOGRAPHICAL BREAKDOWN (in % of the asset)



MAIN FUNDS' RETURNS *

FUNDS	% of the asset	Returns YTD			Returns 1 month		
		31/12/12			30/11/13		
		Fund	Benchmark	Variation	Fund	Benchmark	Variation
• GROUPAMA ENTREPRISES	19,89%	0,27%	0,09%	0,18%	0,02%	0,01%	0,01%
• GROUPAMA ETAT EURO	19,59%	2,22%	2,40%	-0,18%	-0,46%	-0,68%	0,22%
• GROUPAMA EONIA	13,55%	0,08%	0,09%	-0,01%	0,01%	0,01%	0,00%
• EURO CAPITAL DURABLE	11,30%	18,24%	23,36%	-5,13%	0,66%	0,82%	-0,15%
• GROUPAMA MONETAIRE ETAT	7,55%	0,06%	0,09%	-0,03%	0,00%	0,01%	-0,01%
• GROUPAMA ETAT MONDE	6,12%	-1,15%	-0,59%	-0,56%	-0,74%	-0,86%	0,12%
• GROUPAMA TRESORERIE	3,44%	0,38%	0,09%	0,29%	0,03%	0,01%	0,02%
• GROUPAMA CREDIT EURO CT	3,24%	2,23%	2,29%	-0,06%	0,11%	0,03%	0,08%
• G FUND - ALPHA FIXED INCOME	2,13%	1,88%	0,09%	1,79%	0,09%	0,01%	0,07%
• GROUPAMA AVENIR EURO	0,53%	29,47%	33,91%	-4,44%	0,91%	0,99%	-0,07%

Monthly Fact sheet as of 31/12/2013
ISIN C **FR0010013953**

Benchmark : 60% EONIA capitalized d-1 10% JPM GBI Global Hedged closing d-1 10% MSCI Euro closing (net dividend reinvested) d-1 20% EuroMTS 7-10 years closing d-1


INFORMATION ON THE FUNDS
CONDITIONS OF MARKETING

Minimum initial subscription : No
 Following subscription : In ten thousandths of share
 Centralizer : GROUPAMA BANQUE
 Subscription conditions / repurchases : Every day before 11 am - NAV unknown - Payment D+3

FEES

Max subscription fees : 2,75%
 Max redemption fees : No
 Real management fees : 1.2 %

The detail of the fees covered by the fund is available in the funds' legal prospectus.

CONTACTS

ITALY- Groupama Asset Management SGR - Rome
 Alberico POTENZA - General Manager
 +39 06 80 66 02 61- apotenza@groupama-am.it
 Fabrizio SALVI
 +39 06 80.80.361- fsalvi@groupama-am.it
 Dario CARFIZZI
 +39 06 8534.4043- dcarfizzi@groupama-am.it

SPAIN - Portugal - ANDORRA - Groupama Asset Management - Madrid
 Iván DIEZ SAINZ - Country Manager
 +34 91 277 64 45 - idiezsainz@groupama-am.es
 Jorge DIAZ SAN SEGUNDO
 +34 91 277 64 45 - jdiaz@groupama-am.es

LUXEMBOURG, BELGIUM - Groupama Asset Management - Paris
 Matthieu PAINTURAUD
 +33 1 44 56 77 72 - mpainturaud@groupama-am.com

SWITZERLAND- Groupama Asset Management
 Gaspard Theysset
 +33 1 44 56 66 65 - Gtheysset@groupama-am.com

Group relationship
 Jean Louis Autant
 +33 1 44 56 77 16 - JLAutant@groupama-am.com
 Corinne Foucoin
 +33 1 44 56 79 07 - cfoucoin@groupama-am.com
 Eric Mathieu
 +33 1 44 56 57 64 - emathieu@groupama-am.com

LIMIT OF MODIFIED DURATION

Minimum	Maximum
2,00	8,00

Returns * history in % (5 years)

		January	February	March	April	May	June	July	August	September	October	November	December	Year
2013	Fund	0,32	-0,12	0,35	1,05	-0,01	-1,44	0,89	-0,22	0,70	0,65	0,31	0,01	2,50
	Benchmark	0,22	-0,15	0,40	1,05	-0,04	-1,12	0,79	-0,16	0,85	0,89	0,33	-0,28	2,78
2012	Fund	1,47	1,11	0,03	-0,17	-0,51	0,16	1,29	0,06	0,77	0,24	1,02	0,18	5,77
	Benchmark	1,12	0,97	-0,19	-0,24	-0,47	-0,02	1,52	0,49	0,79	0,29	0,71	0,32	5,37
2011	Fund	0,16	0,38	-0,51	0,33	0,28	-0,08	-0,41	-1,41	-0,55	0,54	-1,83	1,90	-1,25
	Benchmark	0,30	0,26	-0,16	0,20	0,16	-0,12	-0,33	-0,11	-0,46	0,58	-1,85	1,49	-0,07
2010	Fund	-0,82	-0,16	2,14	-0,89	-1,09	0,02	1,05	-0,05	0,47	0,54	-1,05	0,84	0,92
	Benchmark	-0,40	0,18	1,10	-0,51	-0,21	-0,34	0,92	0,26	0,54	0,17	-1,37	0,52	0,85
2009	Fund	-0,58	-0,43	0,49	1,72	0,33	0,79	1,33	1,21	1,01	-0,42	0,31	0,94	6,87
	Benchmark	-0,98	-0,53	0,38	1,60	-0,03	0,37	1,04	1,20	0,54	-0,29	0,30	0,31	3,95

Historical modifications of the benchmark (5 years)

- 31/07/2008 - 21/03/2011 : 10% SBF 250 closing D-1 10%JPM GBI GH. closing D-1 20% EuroMTS 7-10 years closing D-1 60% capitalized EONIA D-1
- 21/03/2011 - 30/09/2011 : 10% CAC All-Tradable closing D-1 10% JPM GBI GH. closing D-1 20% EuroMTS 7-10 years closing D-1 60% capitalized EONIA D-1
- 01/10/2011 - 01/07/2012 : 60% EONIA capitalized d-1 10% JPM GBI Global Hedged closing d-1 10% MSCI Euro closing (net dividend reinvested) d-1 20% EuroMTS 7-10 years closing d-1
- Since the 02/07/2012 : 60% EONIA capitalized d-1 10% JPM GBI Global Hedged closing d-1 10% MSCI Euro closing (net dividend reinvested) d-1 20% EuroMTS 7-10 years closing d-1

Groupama Asset Management revises all the external data received.

The information contained in this document is provided for information purposes only and is therefore not binding for its author. You may contact the sales teams of Groupama Asset Management and its subsidiaries for a personalized recommendation. This document is strictly confidential and intended solely for the recipients. Any unauthorized use or distribution, in whole or in part and in any way whatsoever, is prohibited and subject to penalties. Neither Groupama Asset Management nor any of its subsidiaries may be held liable for the document if altered, changed or falsified.

Prospectus of the fund and last periodic factsheet are available at Groupama Asset Management on request.