

Monthly Fact sheet as of 31/12/2015

ISIN I C FR0010013953

Benchmark : 10% MSCI World closing D-1 (net dividends reinvested), 40% Barclays Capital Euro Aggregate closing D-1 (coupons reinvested), 50% capitalised EONIA D-1



INFORMATION ON THE FUNDS

KEY FIGURES

| | |
|--------------------------------|---------------|
| AUM in M. EUR : | 232,19 |
| NAV in M. EUR : | 152,18 |
| NAV per share as of 31/12/15 : | 146,10 |
| Reference currency : | EUR |
| Valuation frequency : | Daily |

CHARACTERISTICS

| | |
|--------------------|-----------|
| AMF Category : | Balanced |
| Inception date : | 16/1/2001 |
| Type of fund : | UCITS |
| Ticker Bloomberg : | GPRUDEN |

INVESTMENT TERM :

Greater than 3 years

RISK ANALYZES (On 1 year)

| | Fund | Benchmark |
|--------------------------|-------|-----------|
| Volatility | 3,37 | 2,61 |
| Sharpe Ratio | 0,27 | 0,48 |
| Tracking Error (Ex-post) | 1,66 | - |
| Information Ratio | -0,20 | - |

RETURNS EVOLUTION *

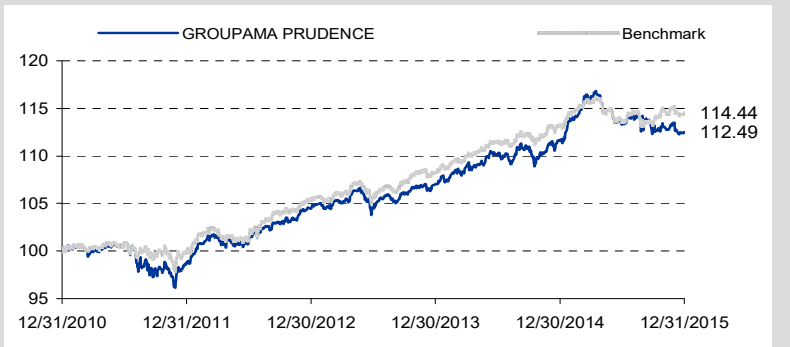
Annualised returns % (5 years)

| Year | 2014 | 2013 | 2012 | 2011 | 2010 |
|-------------|-------------|-------------|-------------|--------------|-------------|
| Fund | 4,22 | 2,50 | 5,77 | -1,25 | 0,92 |
| Benchmark | 4,55 | 2,78 | 5,37 | -0,07 | 0,85 |
| Variation | -0,33 | -0,28 | 0,40 | -1,18 | 0,08 |

Cumulative returns in %

| Period | 1 month | YTD | 1 year | 3 years | 5 years |
|-------------|--------------|-------------|-------------|-------------|--------------|
| | 30/11/15 | 31/12/14 | 31/12/14 | 31/12/12 | 31/12/10 |
| Fund | -0,86 | 0,81 | 0,81 | 7,70 | 12,49 |
| Benchmark | -0,61 | 1,14 | 1,14 | 8,68 | 14,44 |
| Variation | -0,26 | -0,33 | -0,33 | -0,98 | -1,95 |

Returns 5 years (on a basis of 100)



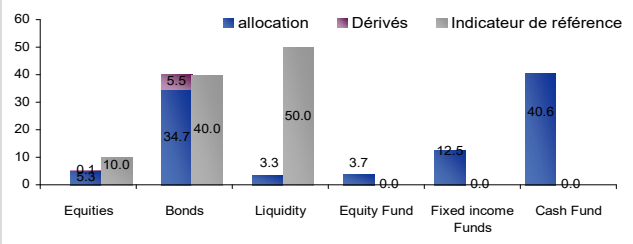
* Past performance does not guarantee future results.

PORTFOLIO ANALYSIS as of 31/12/2015

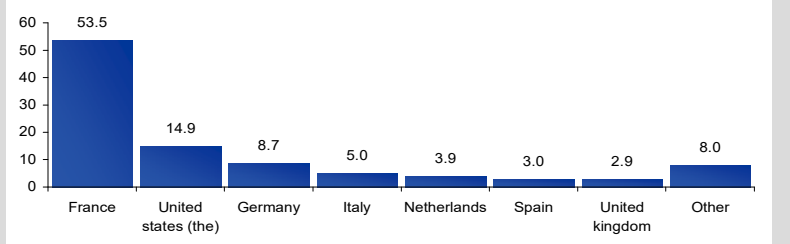
GROUPAMA PRUDENCE

Benchmark

ASSET ALLOCATION (exposure in %)



GEOGRAPHICAL BREAKDOWN (in % of the asset)



MAIN FUNDS' RETURNS *

| FUNDS | % of the asset | Returns YTD 31/12/14 | | | Returns 1 month 30/11/15 | | |
|----------------------------|----------------|----------------------|-----------|-----------|--------------------------|-----------|-----------|
| | | Fund | Benchmark | Variation | Fund | Benchmark | Variation |
| • GROUPAMA TRESORERIE | 19,68% | 0,15% | -0,11% | 0,26% | 0,01% | -0,02% | 0,02% |
| • GROUPAMA EONIA | 18,79% | 0,05% | -0,11% | 0,16% | 0,00% | -0,02% | 0,02% |
| • GROUPAMA CREDIT EURO CT | 13,87% | 0,14% | 0,59% | -0,45% | -0,12% | -0,17% | 0,05% |
| • GROUPAMA CASH EQUIVALENT | 12,93% | 0,10% | -0,10% | 0,20% | 0,00% | -0,02% | 0,02% |
| • GROUPAMA ETAT EURO | 11,73% | 1,00% | 1,61% | -0,61% | -1,14% | -1,01% | -0,13% |
| • GROUPAMA US STOCK | 3,50% | 1,05% | 0,75% | 0,31% | -1,79% | -1,63% | -0,16% |
| • EURO CAPITAL DURABLE | 0,75% | 11,45% | 9,82% | 1,63% | -5,45% | -5,72% | 0,27% |
| • GROUPAMA JAPON STOCK | 0,74% | 20,35% | 21,32% | -0,97% | -3,21% | -3,13% | -0,07% |
| • GROUPAMA ASIE | 0,64% | -0,40% | 0,96% | -1,35% | -2,91% | -2,49% | -0,42% |

Monthly Fact sheet as of 31/12/2015
ISIN I C **FR0010013953**
Benchmark : 10% MSCI World closing D-1 (net dividends reinvested), 40%
Barclays Capital Euro Aggregate closing D-1 (coupons reinvested),
50% capitalised EONIA D-1

INFORMATION ON THE FUNDS
CONDITIONS OF MARKETING

| | |
|---|--|
| Minimum initial subscription : | No |
| Following subscription : | In ten thousandths of share |
| Centralizer : | GROUPAMA BANQUE |
| Subscription conditions / repurchases : | Every day before 11 am - NAV unknown - Payment D+3 |

FEES

| | |
|-------------------------|-------|
| Max subscription fees : | 2,75% |
| Max redemption fees : | No |
| Real management fees : | 1.2 % |

The detail of the fees covered by the fund is available in the funds' legal prospectus.

CONTACTS
ITALY- Groupama Asset Management SGR - Rome
 Alberico POTENZA - General Manager
 +39 06 80 66 02 61- apotenza@groupama-am.it
 Fabrizio SALVI
 +39 06 80.80.361- fsalvi@groupama-am.it

SPAIN - Portugal - ANDORRA - Groupama Asset Management - Madrid
 Iván DIEZ SAINZ - Country Manager
 +34 91 284 47 78 - idiezsainz@groupama-am.es

LUXEMBOURG, BELGIUM - Groupama Asset Management - Paris
 Matthieu PAINTURAUD
 +33 1 44 56 77 72 - mpainturaud@groupama-am.com

SWITZERLAND- Groupama Asset Management
 Gaspard Theysset
 +33 1 44 56 66 65 - Gtheysset@groupama-am.com

Group relationship
 Corinne Foucoin
 +33 1 44 56 79 07 - cfoucoin@groupama-am.com
 Eric Mathieu
 +33 1 44 56 57 64 - emathieu@groupama-am.com
 Delphine Poupon
 +33 1 44 56 68 01 - dpoupon@groupama-am.com

LIMIT OF MODIFIED DURATION

| | | |
|----------------|--|----------------|
| Minimum | | Maximum |
| 0,00 | | 6,00 |

Returns * history in % (5 years)

| | | January | February | March | April | May | June | July | August | September | October | November | December | Year |
|------|-------------|-------------|--------------|--------------|--------------|--------------|--------------|--------------|--------------|--------------|--------------|--------------|--------------|--------------|
| 2015 | Fund | 1,93 | 1,13 | 1,04 | -0,42 | -0,68 | -1,43 | 0,79 | -0,01 | -1,39 | 0,42 | 0,35 | -0,86 | 0,81 |
| | Benchmark | 1,06 | 0,89 | 0,27 | -0,13 | -0,52 | -1,25 | 0,97 | -0,80 | -0,44 | 1,43 | 0,30 | -0,61 | 1,14 |
| 2014 | Fund | 0,39 | 0,96 | 0,30 | 0,16 | 0,86 | 0,14 | 0,03 | 0,52 | 0,00 | -0,69 | 1,25 | 0,23 | 4,22 |
| | Benchmark | 0,48 | 0,79 | 0,29 | 0,38 | 0,70 | 0,25 | 0,11 | 0,52 | 0,05 | -0,27 | 1,17 | 0,00 | 4,55 |
| 2013 | Fund | 0,32 | -0,12 | 0,35 | 1,05 | -0,01 | -1,44 | 0,89 | -0,22 | 0,70 | 0,65 | 0,31 | 0,01 | 2,50 |
| | Benchmark | 0,22 | -0,15 | 0,40 | 1,05 | -0,04 | -1,12 | 0,79 | -0,16 | 0,85 | 0,89 | 0,33 | -0,28 | 2,78 |
| 2012 | Fund | 1,47 | 1,11 | 0,03 | -0,17 | -0,51 | 0,16 | 1,29 | 0,06 | 0,77 | 0,24 | 1,02 | 0,18 | 5,77 |
| | Benchmark | 1,12 | 0,97 | -0,19 | -0,24 | -0,47 | -0,02 | 1,52 | 0,49 | 0,79 | 0,29 | 0,71 | 0,32 | 5,37 |
| 2011 | Fund | 0,16 | 0,38 | -0,51 | 0,33 | 0,28 | -0,08 | -0,41 | -1,41 | -0,55 | 0,54 | -1,83 | 1,90 | -1,25 |
| | Benchmark | 0,30 | 0,26 | -0,16 | 0,20 | 0,16 | -0,12 | -0,33 | -0,11 | -0,46 | 0,58 | -1,85 | 1,49 | -0,07 |

Historical modifications of the benchmark (5 years)

- 31/07/2008 - 21/03/2011 : 10% SBF 250 closing D-1 10%JPM GBI GH. closing D-1 20% EuroMTS 7-10 years closing D-1 60% capitalized EONIA D-1
 - 21/03/2011 - 30/09/2011 : 10% CAC All-Tradable closing D-1 10% JPM GBI GH. closing D-1 20% EuroMTS 7-10 years closing D-1 60% capitalized EONIA D-1
 - 01/10/2011 - 01/07/2012 : 60% EONIA capitalized d-1 10% JPM GBI Global Hedged closing d-1 10% MSCI Euro closing (net dividend reinvested) d-1 20% EuroMTS 7-10 years closing d-1
 - Since the 02/07/2012 : 60% EONIA capitalized d-1 10% JPM GBI Global Hedged closing d-1 10% MSCI Euro closing (net dividend reinvested) d-1 20% EuroMTS 7-10 years closing d-1
 - Since the 23/01/2015 : 10% MSCI World closing (net dividend reinvested) d-1 40% Barclays Capital Euro Aggregate closing d-1 50% capitalized EONIA d-1

Groupama Asset Management revises all the external data received.

The information contained in this document is provided purely for information purposes. Please consult the sales teams at Groupama Asset Management and its subsidiaries for a personalised recommendation. Any unauthorised use or distribution of this document, either in whole or in part, by any means whatsoever, is prohibited. Groupama Asset Management and its subsidiaries cannot be held responsible in the event of any alteration, deletion or falsification of the information contained in this document. The information contained in this publication is based on sources which we consider to be reliable. However, we cannot guarantee that it will be totally precise, complete, valid or relevant. This non-contractual document by no means constitutes a recommendation, a request for a bid or a purchase, sale or arbitration offer and must under no circumstances be interpreted as such. All investors must consult the fund prospectus/regulations or key investor information document (KIID) prior to any investment.

These documents and the latest period document can be obtained from Groupama Asset Management upon request.