

Monthly Report as of 28/05/2020

Benchmark : Eonia Capitalised

KEY FIGURES

AUM :	2 741,83 M €
NAV :	392,79 M €
NAV per share as of 28/05/20 :	559,25
Reference currency :	EUR
Valuation frequency :	Daily

INFORMATION ON THE FUND

Characteristics

AMF Category :	Short-term money markets fund
Type of fund :	UCITS
Inception date :	10/02/1998
Ticker Bloomberg :	FINENTN FP

Investment term

1 month

Terms and conditions

Minimum initial subscription :	500 €
Following subscription :	In ten thousandths of share
Centralizer :	CACEIS BANK
Subscription conditions / repurchases :	Every day until 12:00 - NAV per share known - Payment D

Fees

Maximum subscription fees :	0,50%
Maximum redemption fees :	0,50%
Maximum direct management fees :	1,00%

The detail of the fees covered by the fund is available in the funds' legal prospectus.

MANAGEMENT CONSTRAINTS

The UCITS commits to a 15% limit on investments in securities rated BBB+ / BBB / BBB- (Standard and Poor's rating agency or equivalent - long term), A-3 (Standard and Poor's rating agency or equivalent - short term) and in unrated securities.

LIMIT OF MODIFIED DURATION

Minimum	Maximum
0,0	0,5

CONTACTS

ITALY - Groupama Asset Management SGR - Rome
 Alberico POTENZA - General Manager
 +39 06 83 97 52 64 - apotenza@groupama-am.it
 Fabrizio SALVI - Head of Business Development
 +39 06 83 97 52 54 - fsalvi@groupama-am.it
 David GALLIANO - Institutional Business Development
 +39 06 83 97 52 55 - dgalliano@groupama-am.fr

SPAIN - PORTUGAL - ANDORRA - Groupama Asset Management - Madrid
 Iván Díez SAINZ - Country Head Iberia & Latam
 +34 914 184 798 - idiez@sainz@groupama-am.es
 Maya MONTES-JOVELLAR - Client Servicing - Marketing Iberia & Latam
 +34 914 184 747 - mmontesJovellar@groupama-am.es

RETURNS EVOLUTION*

■ GROUPAMA ENTREPRISES N	■ Benchmark
---	--

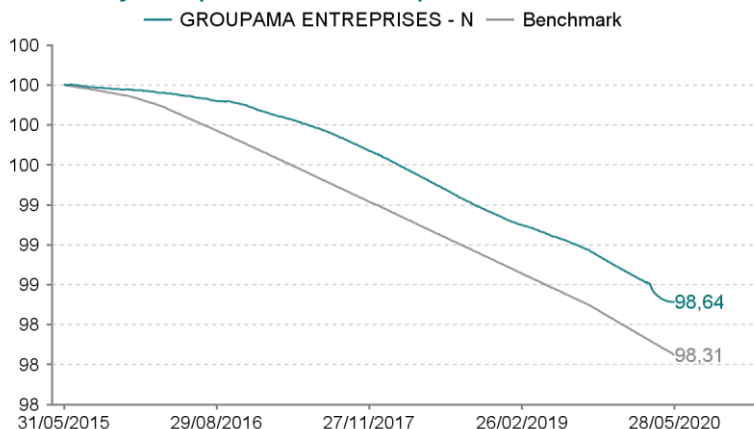
Net annual returns % (5 years)

Year	2019	2018	2017	2016	2015
Fund	-0,33	-0,39	-0,28	-0,12	-0,02
Benchmark	-0,39	-0,37	-0,36	-0,32	-0,11
Excess return	0,06	-0,03	0,07	0,20	0,09

Net cumulative returns in %

Period	1 month	3 months	YTD	1 year	3 years	5 years
Fund	-0,01	-0,13	-0,20	-0,41	-1,11	-1,36
Benchmark	-0,04	-0,11	-0,19	-0,42	-1,14	-1,69
Excess return	0,03	-0,02	-0,01	0,01	0,03	0,33

Returns 5 years (on a basis of 100)



* Past performance does not guarantee future results.

RISK ANALYSIS (on 1 year)

	Fund	Benchmark
Volatility	0,03	0,01
Sharpe Ratio	0,31	0,11
Tracking Error (Ex-post)	0,03	-
Information Ratio	0,29	-
Beta	0,00	-
WAL	91	-
WAM	58	-

LUXEMBOURG BELGIUM - Groupama Asset Management - Paris
 Matthieu PAINTURAUD
 +33 1 44 56 77 72 - mpainturaud@groupama-am.com

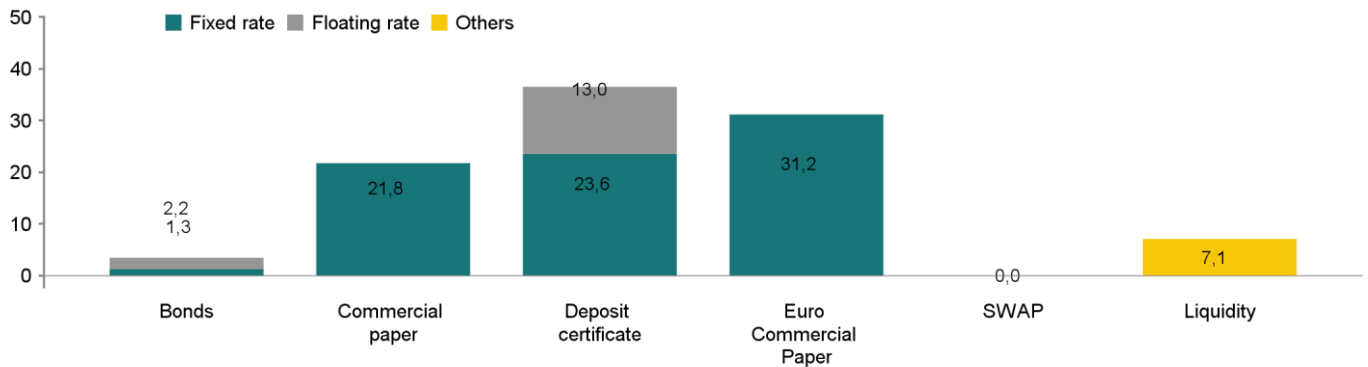
SWITZERLAND - Groupama Asset Management
 Gaspard THEYSSET
 +33 1 44 56 66 65 - Gtheysset@groupama-am.com

FRANCE - Group relationship
 Corinne FOUCOIN
 +33 1 44 56 79 07 - cfoucoin@groupama-am.com
 Eric MATHIEU
 +33 1 44 56 57 64 - emathieu@groupama-am.com
 Delphine POUPON
 +33 1 44 56 68 01 - dpoupon@groupama-am.com

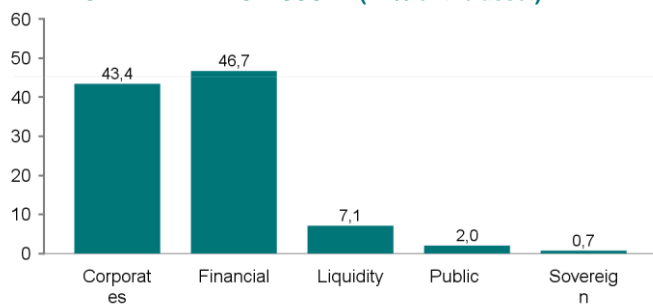
PORTFOLIO ANALYSIS as of 28/05/2020

GROUPAMA ENTREPRISES N

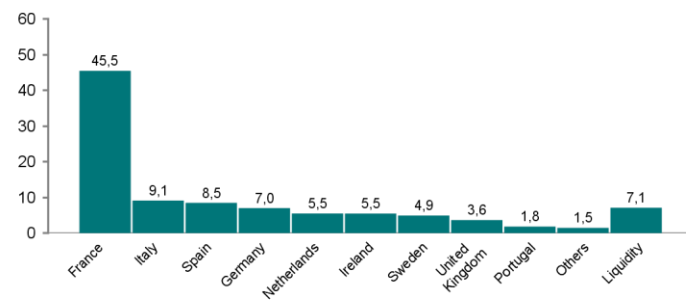
ASSET ALLOCATION (in % of the exposure)



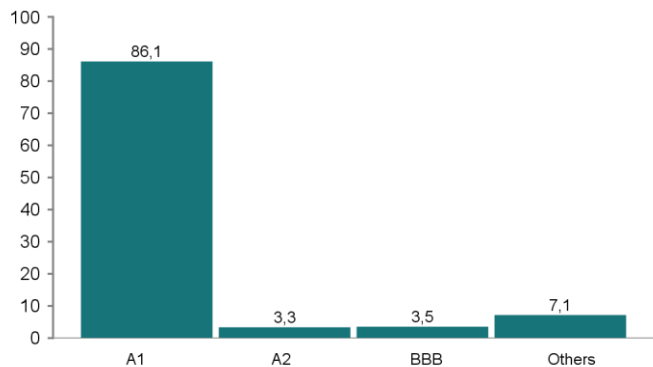
BREAKDOWN BY TYPE OF ISSUER (in % of the asset)



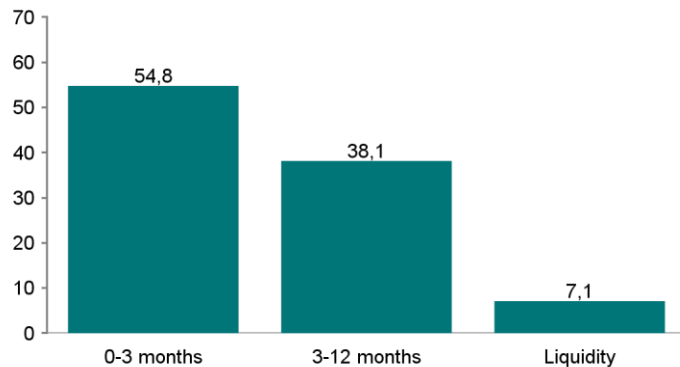
GEOGRAPHICAL BREAKDOWN (in % of the asset)



BREAKDOWN BY RATING (in % of the asset)



BREAKDOWN BY MATURITY (in % of the asset)



* The selection of issuers included in the portfolio by the manager is based on his own analysis, which may be based on the expertise of the internal credit analysis team, in order to assess the risk of the issuers in the portfolio, and on credit ratings issued by external entities.

HISTORICAL MODIFICATIONS OF THE BENCHMARK (5 YEARS)

Groupama Asset Management revises all the external data received.

The information contained in this document is provided purely for information purposes. Please consult the sales teams at Groupama Asset Management and its subsidiaries for a personalised recommendation. Any unauthorised use or distribution of this document, either in whole or in part, by any means whatsoever, is prohibited. Groupama Asset Management and its subsidiaries cannot be held responsible in the event of any alteration, deletion or falsification of the information contained in this document. The information contained in this publication is based on sources which we consider to be reliable. However, we cannot guarantee that it will be totally precise, complete, valid or relevant. This non-contractual document by no means constitutes a recommendation, a request for a bid or a purchase, sale or arbitration offer and must under no circumstances be interpreted as such. All investors must consult the fund prospectus/regulations or key investor information document (KIID) prior to any investment. These documents and the latest period document can be obtained from Groupama Asset Management upon request.