



## Monthly Report as of 31/12/2019

### KEY FIGURES

AUM :	26,72 M €
NAV :	26,72 M €
VL garantie au 31/12/2019	87,83
NAV per share as of 31/12/19 :	102,85
Reference currency :	EUR
Valuation frequency :	Daily

### INFORMATION ON THE FUND

#### Characteristics

ECB Category :	Mixtes
Type of fund :	UCITS
Inception date :	19/06/2019
Ticker Bloomberg :	GPAP85N FP

#### Investment term

5 years

#### Terms and conditions

Minimum initial subscription :	-
Following subscription :	In thousandths of share
Centralizer :	CACEIS BANK
Subscription conditions / repurchases :	Every day until 11:00 - NAV per share unknown - Payment D+3

#### Fees

Maximum subscription fees :	4,00%
Maximum redemption fees :	-
Maximum direct management fees :	1,20%
Maximum indirect management fees :	1,00%

The detail of the fees covered by the fund is available in the funds' legal prospectus.

### LIMIT OF MODIFIED DURATION

Minimum	Maximum
0,0	8,0

### CONTACTS

ITALY - Groupama Asset Management SGR - Rome  
 Alberico POTENZA - General Manager  
 +39 06 83 97 52 64 - apotenza@groupama-am.it  
 Fabrizio SALVI - Head of Business Development  
 +39 06 83 97 52 54 - fsalvi@groupama-am.it  
 David GALLIANO - Institutional Business Development  
 +39 06 83 97 52 55 - dgalliano@groupama-am.fr

SPAIN - PORTUGAL - ANDORRA - Groupama Asset Management - Madrid  
 Iván Díez SAINZ - Country Head Iberia & Latam  
 +34 914 184 798 - idiezsainz@groupama-am.es  
 Álvaro DE LINIERS - Business Development Manager Iberia & Latam  
 +34 914 184 522 - aliniers@groupama-am.es  
 Maya MONTES-JOVELLAR - Client Servicing - Marketing Iberia & Latam  
 +34 914 184 747 - mmontesJovellar@groupama-am.es

LUXEMBOURG BELGIUM - Groupama Asset Management - Paris  
 Matthieu PAINTURAUD  
 +33 1 44 56 77 72 - mpainturaud@groupama-am.com

SWITZERLAND - Groupama Asset Management  
 Gaspard THEYSSET  
 +33 1 44 56 66 65 - Gthysset@groupama-am.com

FRANCE - Group relationship  
 Corinne FOUCOIN  
 +33 1 44 56 79 07 - cfoucoin@groupama-am.com  
 Eric MATHIEU  
 +33 1 44 56 57 64 - emathieu@groupama-am.com  
 Delphine POUPON  
 +33 1 44 56 68 01 - dpoupon@groupama-am.com

### RETURNS EVOLUTION\*

#### GROUPAMA SELECTION PROTECT 85 N

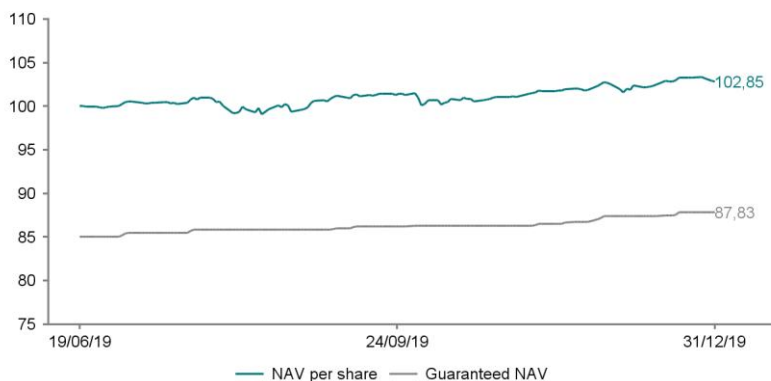
#### Net annual returns % (5 years)

Year
Fund

#### Net cumulative returns in %

Period	1 month 29/11/19	3 months 30/09/19	Since inception 19/06/19
Fund	0,28	1,32	2,85

#### Change in net asset value since inception



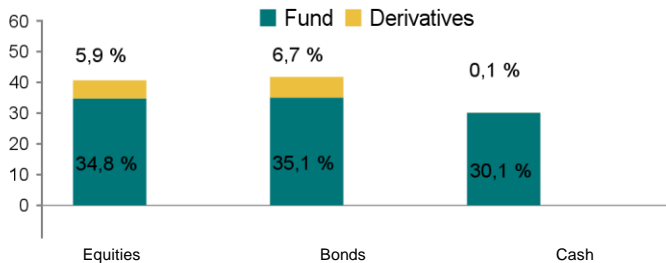
\* Past performance does not guarantee future results.

### RISK ANALYSIS (on 1 year)

	Fund
Volatility	3,44
Sharpe Ratio	1,65
Tracking Error (Ex-post)	0,00
Information Ratio	0,00
Beta	0,00

## PORTFOLIO ANALYSIS as of 31/12/2019

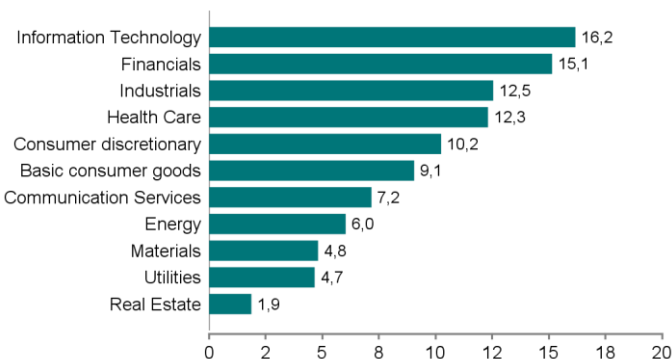
### ALLOCATION BY ASSET CLASS (AS % OF EXPOSURE)



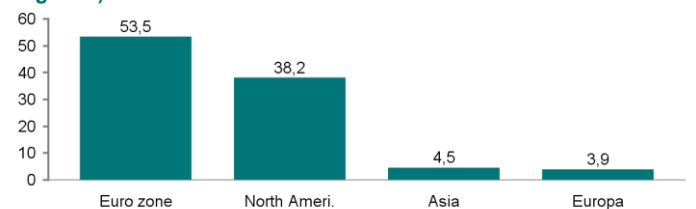
### 5 HIGHEST GUARANTEED NET ASSET VALUES

Date	NAV per share	Guaranteed NAV
27 déc. 2019	103,33	87,83
20 déc. 2019	103,31	87,81
19 déc. 2019	102,99	87,54
16 déc. 2019	102,92	87,48
27 nov. 2019	102,79	87,37

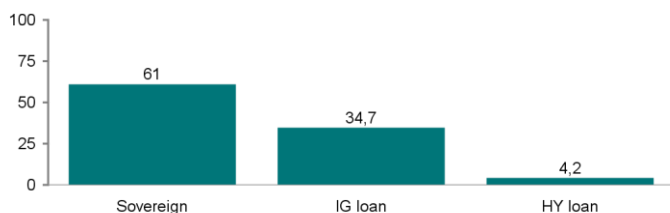
### SECTOR BREAKDOWN (in % of the asset of the Equity part)



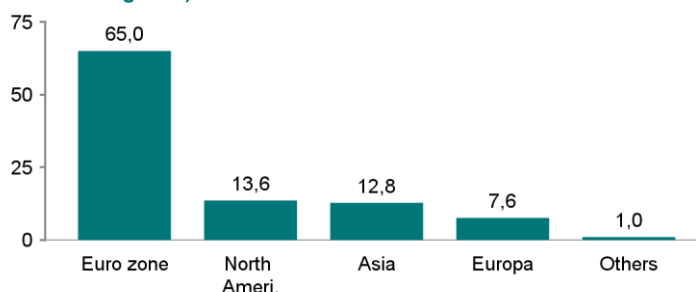
### GEOGRAPHIC DISTRIBUTION (in % of exposure of the equity segment)



### BREAKDOWN BY TYPE OF ISSUER (in % of fixed income segment)



### GEOGRAPHIC DISTRIBUTION (in % of exposure of the fixed income segment)



## RETURNS \* HISTORY IN % (5 YEARS)

	January	February	March	April	May	June	July	August	September	October	November	December	Year
2019 Fund							0,57	0,10	0,91	-0,44	1,48	0,28	

\* Past performance does not guarantee future results.