



Monthly Fact sheet as of 30/12/2013

ISIN N C FR0010288316

Benchmark : Capitalized EONIA



INFORMATION ON THE FUNDS

KEY FIGURES

**AUM in M. EUR :** 3.911,42  
Class C

NAV per share as of 30/12/13 : 566,13

Reference currency : EUR

Valuation frequency : Daily

CHARACTERISTICS

AMF Category : Short-Term Money Market

UCIT fund

Inception date : 10/2/1998

Ticker Bloomberg : FINENTN

INVESTMENT TERM :

3 months

RETURNS EVOLUTION \*

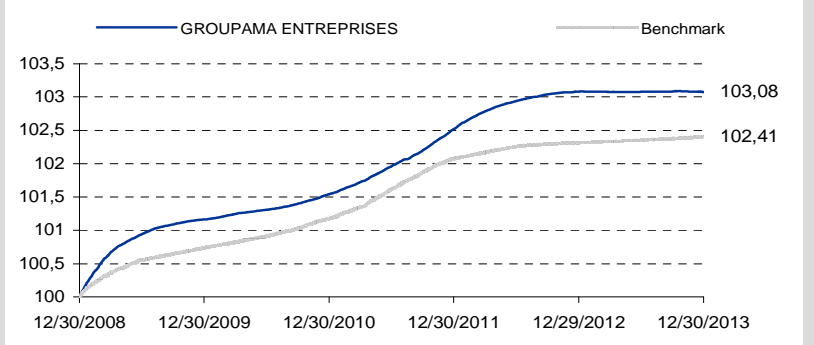
Annualised returns % (5 years)

Year	2012	2011	2010	2009	2008
<b>Fund</b>	<b>0,55</b>	<b>0,96</b>	<b>0,37</b>	<b>1,17</b>	<b>4,28</b>
Benchmark	0,24	0,88	0,44	0,74	4,01
Variation	0,31	0,07	-0,07	0,43	0,27

Cumulative returns in %

Period	1 month	YTD	1 year	3 years	5 years
	28/11/13	30/12/12	30/12/12	30/12/10	30/12/08
<b>Fund</b>	<b>0,00</b>	<b>0,00</b>	<b>0,00</b>	<b>1,51</b>	<b>3,08</b>
Benchmark	0,01	0,09	0,09	1,22	2,41
Variation	-0,02	-0,09	-0,09	0,29	0,67

Returns 5 years (on a basis of 100)



RISK ANALYZES (On 1 year)

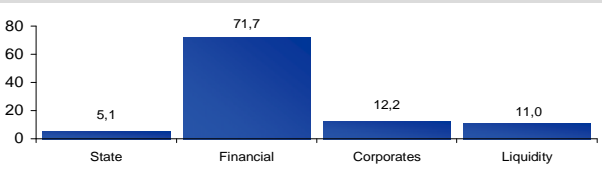
	Fund	Benchmark
Volatility	0,01	0,00
Sharpe Ratio	-8,92	0,38
Tracking Error (Ex-post)	0,01	-
Information Ratio	-8,39	-
WAM	17	
WAL	96	

\* Past performance does not guarantee future results.

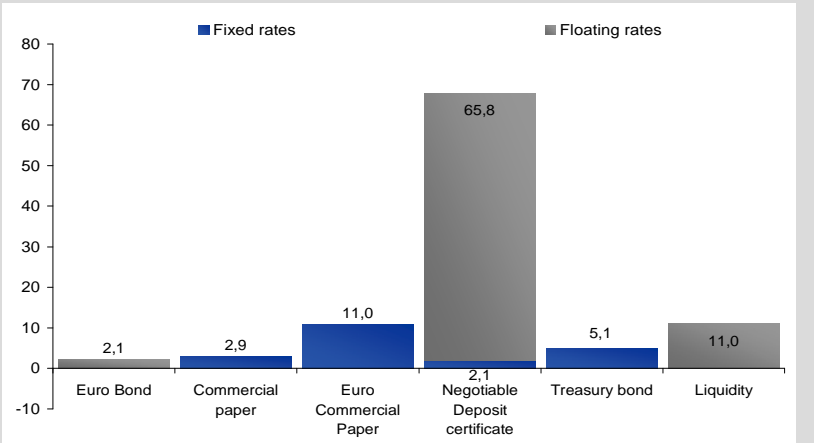
PORTFOLIO ANALYSIS as of 30/12/2013

GROUPAMA ENTREPRISES

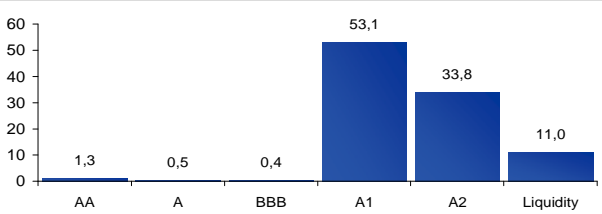
BREAKDOWN BY TYPE OF ISSUER (in % of the asset)



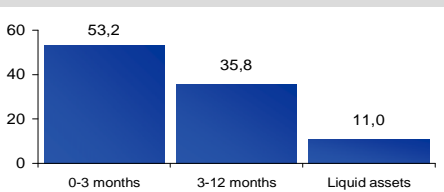
ASSET ALLOCATION (In %)



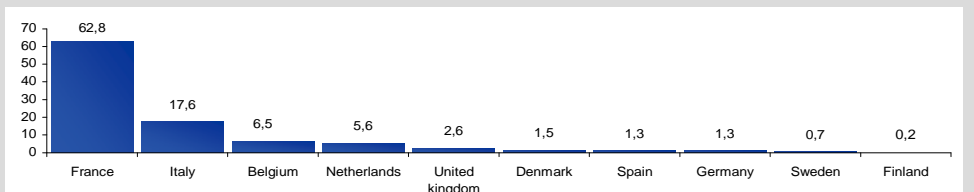
BREAKDOWN BY RATING (in % of the asset)



BREAKDOWN BY MATURITY (in % of the asset)



GEOGRAPHICAL BREAKDOWN (in % of the asset)




**Monthly Fact sheet as of 30/12/2013**
**ISIN N C**                      **FR0010288316**
**Benchmark :**                      Capitalized EONIA

**INFORMATION ON THE FUNDS**
**CONDITIONS OF MARKETING**

Minimum initial subscription : 500 €  
 Following subscription : In ten thousandths of share  
 Centralizer : CACEIS BANK France  
 Subscription conditions / repurchases : Every day until 12 pm - NAV known - Payment D

**FEES**

Max subscription fees : 0,50%  
 Max redemption fees : 0,50%  
 Real management fees : 0,3 %

The detail of the fees covered by the fund is available in the funds' legal prospectus.

**CONTACTS**

ITALY- Groupama Asset Management SGR - Rome  
 Alberico POTENZA - General Manager  
 +39 06 80 66 02 61- apotenza@groupama-am.it  
 Fabrizio SALVI  
 +39 06 80.80.361- fsalvi@groupama-am.it  
 Dario CARFIZZI  
 +39 06 8534.4043- dcarfizzi@groupama-am.it

SPAIN - Portugal - ANDORRA - Groupama Asset Management - Madrid  
 Iván DIEZ SAINZ - Country Manager  
 +34 91 277 64 45 - idiezsainz@groupama-am.es  
 Jorge DIAZ SAN SEGUNDO  
 +34 91 277 64 45 - jdiaz@groupama-am.es

LUXEMBOURG, BELGIUM - Groupama Asset Management - Paris  
 Matthieu PAINTURAUD  
 +33 1 44 56 77 72 - mpainturaud@groupama-am.com

SWITZERLAND- Groupama Asset Management  
 Gaspard Theysset  
 +33 1 44 56 66 65 - Gtheysset@groupama-am.com

Group relationship  
 Jean Louis Autant  
 +33 1 44 56 77 16 - JLAutant@groupama-am.com  
 Corinne Foucoin  
 +33 1 44 56 79 07 - cfoucoin@groupama-am.com  
 Eric Mathieu  
 +33 1 44 56 57 64 - emathieu@groupama-am.com

**MANAGEMENT CONSTRAINTS**

No

**LIMIT OF MODIFIED DURATION**

Minimum	Maximum
0,00	0,5

**Returns \* history in % (5 years)**

		January	February	March	April	May	June	July	August	September	October	November	December	Year
2013	<b>Fund</b>	<b>0,00</b>	<b>0,00</b>	<b>0,00</b>	<b>0,00</b>	<b>0,00</b>	<b>0,00</b>	<b>0,00</b>	<b>0,00</b>	<b>0,00</b>	<b>0,00</b>	<b>-0,01</b>	<b>0,00</b>	<b>0,00</b>
	Benchmark	0,01	0,01	0,00	0,01	0,01	0,01	0,01	0,01	0,01	0,01	0,01	0,01	0,09
2012	<b>Fund</b>	<b>0,11</b>	<b>0,08</b>	<b>0,07</b>	<b>0,07</b>	<b>0,05</b>	<b>0,04</b>	<b>0,04</b>	<b>0,03</b>	<b>0,03</b>	<b>0,02</b>	<b>0,01</b>	<b>0,01</b>	<b>0,55</b>
	Benchmark	0,04	0,03	0,03	0,03	0,03	0,03	0,02	0,01	0,01	0,01	0,01	0,01	0,24
2011	<b>Fund</b>	<b>0,06</b>	<b>0,06</b>	<b>0,06</b>	<b>0,07</b>	<b>0,08</b>	<b>0,08</b>	<b>0,08</b>	<b>0,07</b>	<b>0,08</b>	<b>0,11</b>	<b>0,10</b>	<b>0,11</b>	<b>0,96</b>
	Benchmark	0,06	0,05	0,06	0,07	0,10	0,09	0,09	0,08	0,08	0,09	0,07	0,05	0,88
2010	<b>Fund</b>	<b>0,02</b>	<b>0,03</b>	<b>0,03</b>	<b>0,03</b>	<b>0,02</b>	<b>0,02</b>	<b>0,02</b>	<b>0,03</b>	<b>0,04</b>	<b>0,04</b>	<b>0,05</b>	<b>0,05</b>	<b>0,37</b>
	Benchmark	0,03	0,03	0,03	0,03	0,03	0,03	0,04	0,04	0,04	0,05	0,05	0,04	0,44
2009	<b>Fund</b>	<b>0,27</b>	<b>0,20</b>	<b>0,19</b>	<b>0,11</b>	<b>0,08</b>	<b>0,08</b>	<b>0,07</b>	<b>0,04</b>	<b>0,04</b>	<b>0,03</b>	<b>0,03</b>	<b>0,02</b>	<b>1,17</b>
	Benchmark	0,16	0,10	0,10	0,07	0,06	0,07	0,03	0,03	0,03	0,03	0,03	0,03	0,74

\* Past performance does not guarantee future results.

**Historical modifications of the benchmark (5 years)**

No

Groupama Asset Management revises all the external data received.

The information contained in this document is provided for information purposes only and is therefore not binding for its author. You may contact the sales teams of Groupama Asset Management and its subsidiaries for a personalized recommendation. This document is strictly confidential and intended solely for the recipients. Any unauthorized use or distribution, in whole or in part and in any way whatsoever, is prohibited and subject to penalties. Neither Groupama Asset Management nor any of its subsidiaries may be held liable for the document if altered, changed or falsified.

Prospectus of the fund and last periodic factsheet are available at Groupama Asset Management on request.