



**Monthly Fact sheet as of 30/12/2014**

ISIN N C **FR0010288316**

Benchmark : Capitalized EONIA

**INFORMATION ON THE FUNDS**

**KEY FIGURES**

**AUM in M. EUR :** **3.221,58**  
Class C

NAV per share as of 30/12/14 : 566,88

Reference currency : EUR

Valuation frequency : Daily

**CHARACTERISTICS**

AMF Category : Short-Term Money Market

Type of fund : UCITS

Inception date : 10/2/1998

Ticker Bloomberg : FINENTN

**INVESTMENT TERM :**

**3 months**

**RISK ANALYZES (On 1 year)**

	<b>Fund</b>	<b>Benchmark</b>
Volatility	0,01	0,02
Sharpe Ratio	3,09	0,19
Tracking Error (Ex-post)	0,02	-
Information Ratio	2,05	-
WAM	21	
WAL	96	

**RETURNS EVOLUTION \***

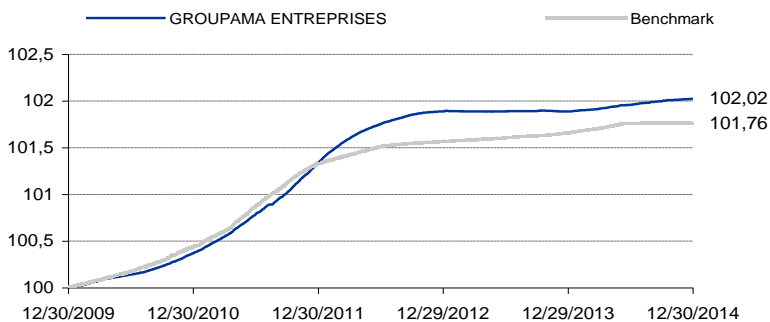
**Annualised returns % (5 years)**

Year	2013	2012	2011	2010	2009
<b>Fund</b>	<b>0,00</b>	<b>0,55</b>	<b>0,96</b>	<b>0,37</b>	<b>1,17</b>
Benchmark	0,09	0,24	0,88	0,44	0,74
Variation	-0,09	0,31	0,07	-0,07	0,43

**Cumulative returns in %**

Period	1 month	YTD	1 year	3 years	5 years
	30/11/14	30/12/13	30/12/13	29/12/11	30/12/09
<b>Fund</b>	<b>0,01</b>	<b>0,13</b>	<b>0,13</b>	<b>0,68</b>	<b>2,02</b>
Benchmark	0,00	0,10	0,10	0,43	1,76
Variation	0,01	0,03	0,03	0,25	0,26

**Returns 5 years (on a basis of 100)**

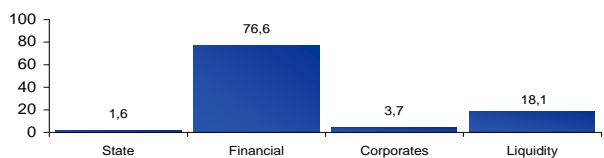


\* Past performance does not guarantee future results.

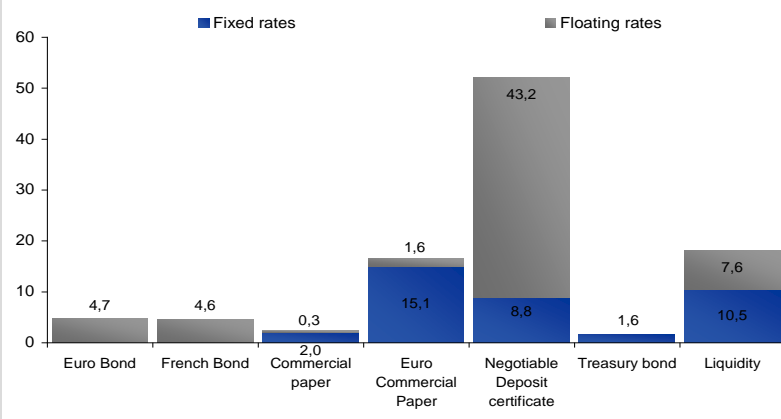
**PORTFOLIO ANALYSIS as of 30/12/2014**

**GROUPAMA ENTREPRISES**

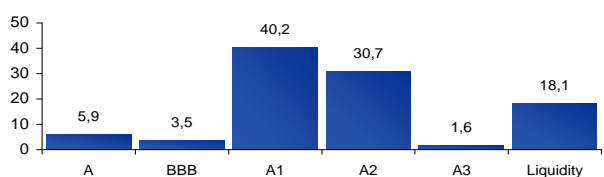
**BREAKDOWN BY TYPE OF ISSUER (in % of the asset)**



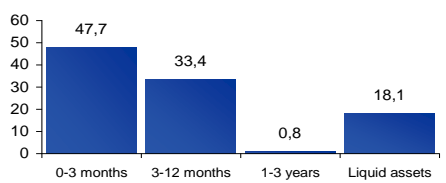
**ASSET ALLOCATION (In %)**



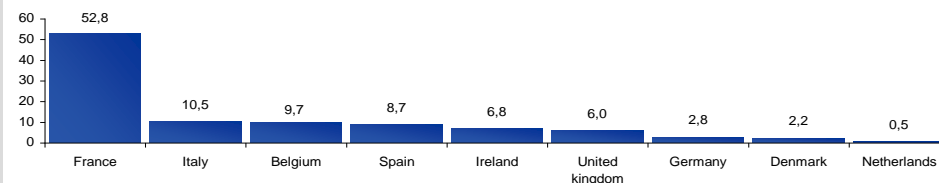
**BREAKDOWN BY EQUIVALENT RATING CATEGORY \* (in % of the asset)**



**BREAKDOWN BY MATURITY (in % of the asset)**



**GEOGRAPHICAL BREAKDOWN (in % of the asset)**



\* The fund manager uses its own analysis, which may rely on the skills of the internal credit analysis team to optimize the issuers' risk in the portfolio and on credit quality ratings issued by external entities.


**Monthly Fact sheet as of 30/12/2014**
**ISIN N C**                      **FR0010288316**
**Benchmark :**                      Capitalized EONIA

**INFORMATION ON THE FUNDS**
**CONDITIONS OF MARKETING**

Minimum initial subscription :	500 €
Following subscription :	In ten thousandths of share
Centralizer :	CACEIS BANK France
Subscription conditions / repurchases :	Every day until 12 pm - NAV known - Payment D

**FEES**

Max subscription fees :	0,50%
Max redemption fees :	0,50%
Real management fees :	0,2 %

The detail of the fees covered by the fund is available in the funds' legal prospectus.

**CONTACTS**

ITALY- Groupama Asset Management SGR - Rome  
 Alberico POTENZA - General Manager  
 +39 06 80 66 02 61- apotenza@groupama-am.it  
 Fabrizio SALVI  
 +39 06 80.80.361- fsalvi@groupama-am.it  
 Dario CARFIZZI  
 +39 06 8534.4043- dcarfizzi@groupama-am.it

SPAIN - Portugal - ANDORRA - Groupama Asset Management - Madrid  
 Iván DIEZ SAINZ - Country Manager  
 +34 91 284 47 78 - idiezsainz@groupama-am.es  
 Jorge DIAZ SAN SEGUNDO  
 +34 91 284 47 78 - jdiaz@groupama-am.es

LUXEMBOURG, BELGIUM - Groupama Asset Management - Paris  
 Matthieu PAINTURAUD  
 +33 1 44 56 77 72 - mpainturaud@groupama-am.com

SWITZERLAND- Groupama Asset Management  
 Gaspard Theysset  
 +33 1 44 56 66 65 - Gtheysset@groupama-am.com

Group relationship  
 Jean Louis Autant  
 +33 1 44 56 77 16 - JLAutant@groupama-am.com  
 Corinne Foucoin  
 +33 1 44 56 79 07 - cfoucoin@groupama-am.com  
 Eric Mathieu  
 +33 1 44 56 57 64 - emathieu@groupama-am.com

**MANAGEMENT CONSTRAINTS**

No

**LIMIT OF MODIFIED DURATION**

Minimum	Maximum
0,00	0,5

**Returns \* history in % (5 years)**

		January	February	March	April	May	June	July	August	September	October	November	December	Year
2014	<b>Fund</b>	<b>0,01</b>	<b>0,01</b>	<b>0,01</b>	<b>0,02</b>	<b>0,02</b>	<b>0,01</b>	<b>0,02</b>	<b>0,01</b>	<b>0,01</b>	<b>0,01</b>	<b>0,01</b>	<b>0,01</b>	<b>0,13</b>
	Benchmark	0,02	0,01	0,02	0,02	0,02	0,01	0,00	0,00	0,00	0,00	0,00	0,00	0,10
2013	<b>Fund</b>	<b>0,00</b>	<b>0,00</b>	<b>0,00</b>	<b>0,00</b>	<b>0,00</b>	<b>0,00</b>	<b>0,00</b>	<b>0,00</b>	<b>0,00</b>	<b>0,00</b>	<b>-0,01</b>	<b>0,00</b>	<b>0,00</b>
	Benchmark	0,01	0,01	0,00	0,01	0,01	0,01	0,01	0,01	0,01	0,01	0,01	0,01	0,09
2012	<b>Fund</b>	<b>0,11</b>	<b>0,08</b>	<b>0,07</b>	<b>0,07</b>	<b>0,05</b>	<b>0,04</b>	<b>0,04</b>	<b>0,03</b>	<b>0,03</b>	<b>0,02</b>	<b>0,01</b>	<b>0,01</b>	<b>0,55</b>
	Benchmark	0,04	0,03	0,03	0,03	0,03	0,03	0,02	0,01	0,01	0,01	0,01	0,01	0,24
2011	<b>Fund</b>	<b>0,06</b>	<b>0,06</b>	<b>0,06</b>	<b>0,07</b>	<b>0,08</b>	<b>0,08</b>	<b>0,08</b>	<b>0,07</b>	<b>0,08</b>	<b>0,11</b>	<b>0,10</b>	<b>0,11</b>	<b>0,96</b>
	Benchmark	0,06	0,05	0,06	0,07	0,10	0,09	0,09	0,08	0,08	0,09	0,07	0,05	0,88
2010	<b>Fund</b>	<b>0,02</b>	<b>0,03</b>	<b>0,03</b>	<b>0,03</b>	<b>0,02</b>	<b>0,02</b>	<b>0,02</b>	<b>0,03</b>	<b>0,04</b>	<b>0,04</b>	<b>0,05</b>	<b>0,05</b>	<b>0,37</b>
	Benchmark	0,03	0,03	0,03	0,03	0,03	0,03	0,04	0,04	0,04	0,05	0,05	0,04	0,44

\* Past performance does not guarantee future results.

**Historical modifications of the benchmark (5 years)**

No

Groupama Asset Management revises all the external data received.

The information contained in this document is provided purely for information purposes. Please consult the sales teams at Groupama Asset Management and its subsidiaries for a personalised recommendation. Any unauthorised use or distribution of this document, either in whole or in part, by any means whatsoever, is prohibited. Groupama Asset Management and its subsidiaries cannot be held responsible in the event of any alteration, deletion or falsification of the information contained in this document. The information contained in this publication is based on sources which we consider to be reliable. However, we cannot guarantee that it will be totally precise, complete, valid or relevant. This non-contractual document by no means constitutes a recommendation, a request for a bid or a purchase, sale or arbitration offer and must under no circumstances be interpreted as such. All investors must consult the fund prospectus/regulations or key investor information document (KIID) prior to any investment.

These documents and the latest period document can be obtained from Groupama Asset Management upon request.